


INSULATING SAVES ENERGY.

Radiant tube: calorSchwank D Form U




Now also as
2-stage unit



ceramic insulation

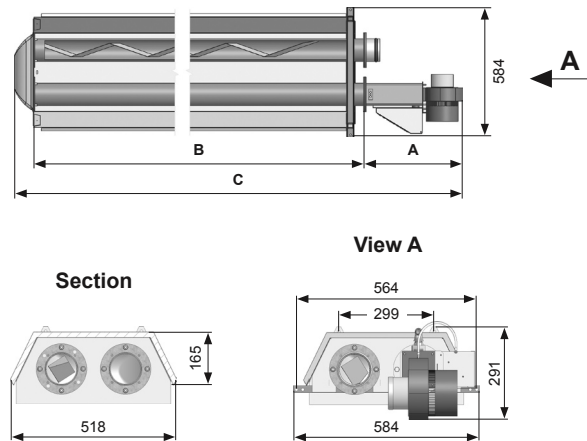
Schwank
INNOVATIVE HEATING SOLUTIONS



Radiant tube

calorSchwank D Form U

- Optional as 2-stage unit – saving energy and improving heating comfort.
- Ceramic insulation – high energy-efficiency (only calorSchwank)
- Silent
- Long flame – high efficiency
- Burner: Not sucking, but blowing system – increasing the durability of the burner
- Easy installation; also hotline-support
- Quality „Made in Germany“



Dimensions (in mm)		15 U	20 U	30 U	40 U	50 U	60 U
A		445	445	445	445	470	470
B		3050	4540	6100	9150	12050	13540
Dimension B refers to: (numbers of tubes x length of tubes in mm)		1 x 3050	1 x 4540	2 x 3050	3 x 3050	2 x 3050 1 x 5950	1 x 3050 1 x 4540 1 x 5950
C		3582	5072	6632	9682	12608	14098
Gas		15 U	20 U	30 U	40 U	50 U	60 U
Nat. Gas H / G 20	gas input in kW	15,0	19,0	29,0	39,0	49,0	60,0
	(Hi,n = 9,97 kWh/m ³) gas consumption in m ³ /h	1,50	1,91	2,91	3,91	4,92	6,02
Nat. Gas L / G 25	gas input in kW	15,0	19,0	29,0	39,0	49,0	60,0
	(Hi,n = 8,57 kWh/m ³) gas consumption in m ³ /h	1,75	2,22	3,38	4,55	5,72	7,00
Propane / G 31	gas input in kW	15,0	19,0	29,0	39,0	49,0	60,0
	(Hi,n = 12,87 kWh/kg) gas consumption in kg/h	1,17	1,48	2,25	3,03	3,81	4,66
weight in kg		68	119	119	171	221	245
air/exhaust connection in mm		Ø 100					
electrical consumption in W		104				91	
electrical protection		IP 20					
gas connection (female)		R ¹ / ₂ "	R ¹ / ₂ "	R ¹ / ₂ "	R ¹ / ₂ "	R ³ / ₄ "	R ³ / ₄ "
electrical supply in V		230 V / 50 Hz ~					
ignition and control		spark ignition and ionisation electrode run by automatic controller					
CE-Identification		CE-0085BO0037					

Optional as 2-stage unit

Appliance

- as single heater with individual fan
- as system D, several heaters with central flue fan

Air/exhaust requirements

- for indoor dependent operation (Art. B)
- for indoor independent operation (Art. C)

min. connection pressure

	15 U - 50 U	60 U
Nat. Gas H:	15 mbar	20 mbar
Nat. Gas L:	20 mbar	30 mbar
Propane:	40 mbar	40 mbar

max. connection pressure

Nat. Gas and Propane: 60 mbar