

aeroSchwank...

Gas-Fired Unit Heaters



Schwank
INNOVATIVE HEATING SOLUTIONS

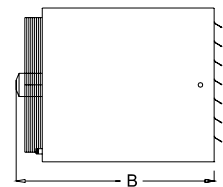
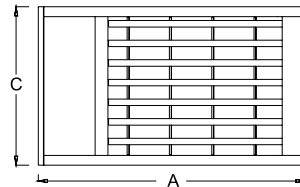


aeroSchwank AT - Unit Heater

Gas-Fired Unit Heater Type ATH



- Modular burner system for a secure operation and longevity
- High efficient aluminized steel heat exchanger
- High performance axial fan for longevity
- Optional 2-stage feature - saves energy and improves heating comfort
- Adjustable, vertical louvers for optimal air distribution
- Simple control - low cost due to easy control and installation
- Quiet
- White casing



PRODUCT RANGE

Type		AT 16 H	AT 20 H	AT 28 H	AT 35 H	AT 45 H	AT 55 H	AT 75 H	AT95H
Gas input	kW	16	21	28	35	45	55	71	92
Nominal output	kW	14,6	19,5	25,5	31,5	40,5	50	64,4	84
Air circulation at 50 °C	m³/h	1 500	1 625	2 250	3 250	4 400	5 400	6 400	8 800
Increase of temperature	K	32	40	36	32	30	30	32	31
Throwing range	m	12	12	16	23	26	28	30	30
Sound pressure level	dB(A)	39	39	40	41	46	51	52	49
Length A	mm	810	1 040	1 040	1 040	1 040	1 040	1 120	1 120
Depth B	mm	780	800	820	820	820	840	840	840
Height C	mm	356	460	460	510	570	700	825	1 075
Flue / combustion connection	mm	80/125				100/100	130/130		
Weight	kg	75	82	82	90	105	127	145	185
Electrical supply	Volt	Single-phase alternating current 230 V, N, PE, 50 cycles							
Electrical power	VA	290	300	310	320	350	500	580	750
Gas connection	inch	1/2"	1/2"	1/2"	1/2"	1/2"	1/2"	3/4"	3/4"

Min. Line Pressure

Nat. gas H: 20 mbar
 Nat. gas L: 25 mbar
 LPG: 37 mbar

Max. Line Pressure

Nat. gas or LPG: 60 mbar

Germany

Schwank GmbH
 Bremerhavener Str. 43 • 50735 Köln
 Tel.: +49-(0)221-7176 0
 Fax: +49-(0)221-7176 288
 E-mail: info@schwank.de
 Internet: www.schwank.de

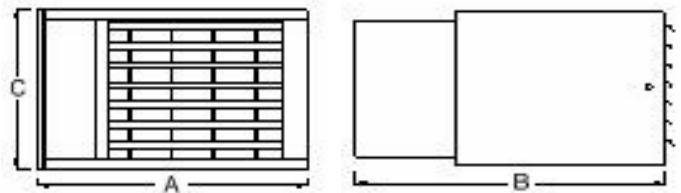


aeroSchwank AT - Unit Heater

Centrifugal-Gas-Fired Unit Heater Type ATC



- Modular burner system for a secure operation and longevity
- High performance radial fan made of aluminum for longevity
- High efficient aluminized steel heat exchanger
- Optional outside air connection for air renewal
- Simple control - low cost due to easy control and installation
- White casing
- Frame for channel outlet (or optional grid)
- Centrifugal fan with fan casing



PRODUCT RANGE							
Type		AT 20 C	AT 28 C	AT 35 C	AT 45 C	AT 55 C	AT 75 C
Gas input	kW	21	28	35	45	55	71
Nominal output	kW	19,5	25,5	31,5	40,5	50	64,4
Air circulation at 50 °C	m ³ /h	1 900	2 300	3 150	4 350	4 950	6 050
Increase of temperature	Pa	120	90	130	110	130	130
Length A	mm	1 040	1 040	1 040	1 040	1 040	1 120
Depth B	mm	1 160	1 160	1 160	1 260	1 260	1 260
Height C	mm	460	460	510	570	700	825
Flue / combustion connection	mm	80/125			100/100	130/130	
Weight	kg	110	117	125	140	165	180
Electrical supply	Volt	Single-phase alternating current 230 V, N, PE, 50 cycles					
Electrical power	VA	860	900	920	1 250	1 350	1 700
Gas connection	inch	1/2"	1/2"	1/2"	1/2"	1/2"	3/4"

Min. Line Pressure

Nat. gas H: 20 mbar
 Nat gas L: 25 mbar
 LPG: 37 mbar

Max. Line Pressure

Nat. gas/LPG: 60 mbar

Schwank
 INNOVATIVE HEATING SOLUTIONS



Germany

Schwank GmbH

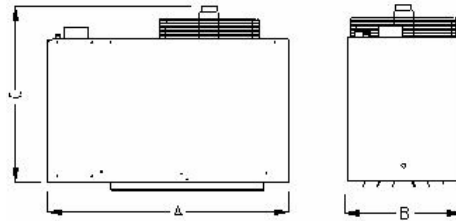
Bremerhavener Str. 43 • 50735 Köln
 Tel.: +49-(0)221-7176 0
 Fax: +49-(0)221-7176 288
 E-mail: info@schwank.de
 Internet: www.schwank.de

aeroSchwank AT - Unit Heater

Suspended Gas-Fired Unit Heater with Downward Warm Air Discharge Type ATV



- 2-in-1 product - vertical unit heater incl. downward warm air discharge; i.e., reduction of investment and operating cost since no additional destratification fans necessary
- Reduction of warm air cushion below the roof
- High efficient aluminized steel heat exchanger
- Modulating burner (2-stage): 70-100%
- High performance axial fan for longevity
- Adjustable air discharge for optimal air distribution
- Simple control - low cost due to easy control and installation
- White casing



PRODUCT RANGE

Type		AT 36 V	AT 45 V	AT 55 V	AT 75 V	AT 95 V
Gas input max.	kW	36	45	55	71	92
Nominal output min.	kW	25,2	31,5	38,5	50	64,4
Air circulation at 50 °C	m³/h	3 250	4 4000	5 400	6 400	8 800
Increase of temperature	K	33	30	30	32	31
Installation height	m	4/6	5/8	5/10	6/12	6/12
Sound pressure level	dB(A)	41	46	51	52	49
Length A	mm	810	1 040	1 040	1 120	1 120
Depth B	mm	820	820	840	840	840
Height C	mm	570	570	700	825	1 045
Flue / combustion connection	mm	80/125	100/100	130/130		
Weight	kg	90	105	127	145	185
Electrical Supply	Volt	Single-phase alternating current 230 V, N, PE, 50 cycles				
Electrical Power	VA	320	350	500	580	750
Gas connection	inch	1/2"	1/2"	1/2"	3/4"	3/4"

Min. Line Pressure

Nat. gas H: 20 mbar
 Nat. gas L: 25 mbar
 LPG: 37 mbar

Max. Line Pressure

LPG: 60 mbar

Germany

Schwank GmbH


Bremerhavener Str. 43 • 50735 Köln
 Tel.: +49-(0)221-7176 0
 Fax: +49-(0)221-7176 288
 E-mail: info@schwank.de
 Internet: www.schwank.de

Schwank
 INNOVATIVE HEATING SOLUTIONS

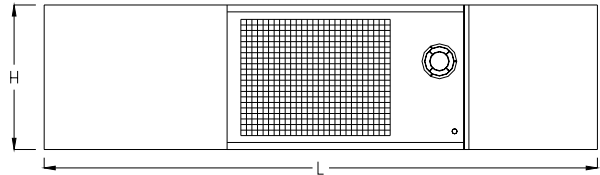
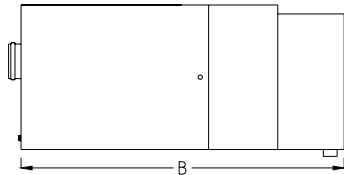


aeroSchwank AT - Warm Air Curtain

Gas-Fired Warm Air Curtain Type YAC



- Comfort for loading bays; Reduction of transmission losses
- High efficient aluminized steel heat exchanger
- Adjustable air distributor
- 2-stage temperature controlled gas burner with integrated power adjustment
- Simple control - low cost due to easy control and installation
- Brackets included in delivery
- Variable air circuit, optional speed controller



PRODUCT RANGE

Type		YAC 16	YAC36	YAC45
Gas input max.	kW	16	36	45
Gas input min.	kW	11,5	25,2	31,5
Air circulation at 50 °C	m³/h	2 950	3 750	5 000
Increase of temperature	K	14,5	25,4	23,8
Installation height (min/max)	m	2,2 / 3,5	3 / 5	3 / 5
Length L	mm	1 800	1 500	2 000
Depth B	mm	1 168	1 168	1 168
Height C	mm	356	570	570
Weight	kg	125	140	165
Flue / combustion connection	mm	80 / 125		100 / 100
Electrical supply	Volt	Single-phase alternating current 230 V, N, PE, 50 cycles		
Electrical Power	VA	660	790	1 020
Gas connection	inch	1/2"	1/2"	1/2"

Min. Line Pressure

Nat. Gas H: 20 mbar
 Nat. Gas L: 25 mbar
 LPG: 37 mbar

Max. Line Pressure

LPG: 60 mbar

Schwank
 INNOVATIVE HEATING SOLUTIONS



Germany

Schwank GmbH

Bremerhavener Str. 43 • 50735 Köln
 Tel.: +49-(0)221-7176 0
 Fax: +49-(0)221-7176 288
 E-mail: info@schwank.de
 Internet: www.schwank.de

aeroSchwank AT - Destratification Fan

Destratification Fan Type SDS



- Energy savings of up to 30% due to downward warm air discharge for a balanced temperature distribution
- Attached thermostat for automatic control
- Air circulation from 3 800 to 10 800 m³/h
- Installation height up to 10 m
- Adjustable air discharge for optimal air distribution
- Simple control - low cost due to easy control and installation
- White casing

PRODUCT RANGE				
Type		SDS 4	SDS 6	SDS 10
Air circulation	m ³ /h	3 800	5 800	10 800
Velocity	Upm	900	900	900
Installation height max.	m	4	6	10
Sound pressure level	dB(A)	41	48	51
Weight	kg	18	21	36
Electrical supply	Volt	Single-phase alternating current 230 V, N, PE, 50 cycles		
Number of fans	St.	1	1	2



Germany

Schwank GmbH

Bremerhavener Str. 43 • 50735 Köln

Tel.: +49-(0)221-7176 0

Fax: +49-(0)221-7176 288

E-mail: info@schwank.de

Internet: www.schwank.de